

PRODUCT SPECIFICATIONS

STR36 Designer Wood Burning Fireplace



INTERIOR DIMENSIONS

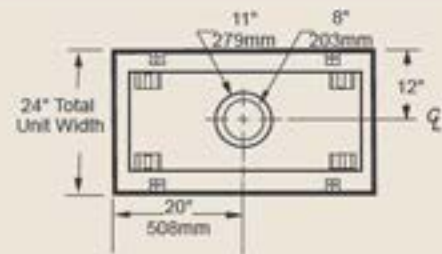
Front opening width: 36"
 Front opening height: 21"

TECHNICAL INFORMATION

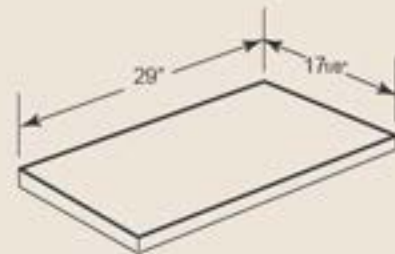
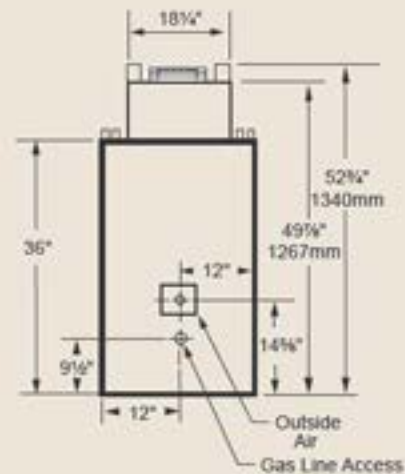
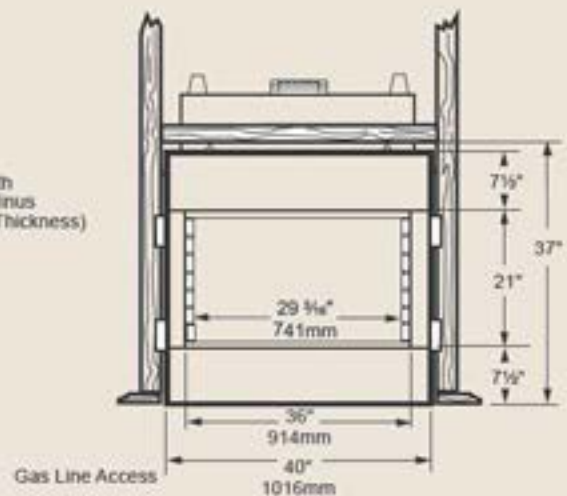
Flue Series (Std.): "SK8" Double Wall
 Flue Size: 8" Inner; 11" Outer
 Clearance to Chimney Pipe: 1-1/2"
 Firestop Framing: 14-1/2" x 14-1/2"
 Minimum Flue Height: 15' 6"
 Maximum Flue Height: 90'
 Minimum Height with 2 Elbows: 17' 6"
 Minimum Height with 4 Elbows: 21'
 Clearance to Fireplace: 1/2" to sides
 Minimum Hearth Size: 16" x 48"
 UL & ULC Design Certified

FIELD INSTALLED ACCESSORIES

Bi-fold Glass Doors: Brushed Brass, Black, Polished Brass, Pewter
 Outside Air Termination Completes connection from air kit to out-of-doors (AK-MST)
 Hearth Extension Insulation Provides hearth extension floor protection (EH2416/12)
 Terminations (Std.): "SK8" Series RLTSK8, RLTSK8L, PLTSK8, SLTSK8



Framing Width
 Will be 24" Minus
 2 x (Drywall Thickness)



A Brand of Monessen Hearth Systems Co.
 149 Cleveland Drive, Paris, Kentucky 40361

www.monessenhearth.com



To avoid personal injury or property damage, the product described by this brochure must be installed, operated and maintained in strict compliance with the instructions packaged with the product and all applicable building or fire codes. Contact local building or fire officials about restrictions and installation inspection requirements. All photographs and drawings on this brochure are for illustrative purposes only and are not intended for, nor should they be used as a substitute for the instructions packaged with the unit. Appearance and specifications of the product are subject to change without notice. © 2010 Monessen Hearth Systems Co.